

Dear members of the European Society for Gynecologic Endoscopy,
Dear colleagues,

After all the work and effort we put into the creation of an official journal for the ESGE, we were naturally very anxious about the reactions to our first edition.

So far, we have had every reason to be pleased. We had a lot of requests, far more than anticipated, which led to some difficulties getting an issue to all of our members. For this we would like to apologize to those affected. In a way, we were overwhelmed by the positive reaction to and demand for our journal and had to provide far more copies than expected.

Because of this, we increased the number of printed journals for this second edition threefold. We feel that this success is mostly due to the excellent cooperation at the level of the Editorial Board as well as the wonderful support we have been getting from the Member Societies. Many thanks to everyone for all the time and effort you have been putting into this new Journal!

Because of the high number of excellent scientific contributions we are optimistic that our journal will not only serve as the official voice of the ESGE but that it will also develop into a first rate peer-reviewed scientific journal.

To make this happen and to maintain a high standard it will be essential for us to continue to receive clinically relevant papers of high quality from the members of our society. Thus, while we want to thank everyone for the excellent cooperation so far, we would also like to encourage you to continue what we have started by supporting us with further papers and publications.

To facilitate even quicker and more efficient processing, authors should submit their manuscripts online. Electronic submission substantially reduces the editorial processing and reviewing times and accelerates publication. Please log directly onto the site

<http://mc.manuscriptcentral.com/gynsurg>

and upload your manuscript following the on-screen instructions.

In this ESGE newsletter you will find a contribution by R. Campo about the increasing importance of structured training-programs in the area of minimally invasive gynecologic surgery. Furthermore you'll find information about the upcoming ESGE meeting, looking at the program highlights. Also, we would like to invite you to submit papers for this meeting.

Prof. Dr. D. Wallwiener, President of the Society

Establishment of a standardised and quality control-based training system for gynaecological laparoscopy

Laparoscopy is rapidly replacing laparotomy in both general and gynaecological surgery because it is associated with lower morbidity, shorter hospitalisation times, reduced postoperative pain, faster return to normal activities and better cosmetic results. Laparoscopy is also associated with improved visualisation of the anatomy but, since the tactile information is reduced, it requires the ability to appreciate depth from a two-dimensional screen image using subtle visual clues. Laparoscopy demands specific hand-eye coordination and fine motor skills, different from those skills used in open surgery. Since the acquisition of these skills is essential for minimal access surgery to become a real minimally invasive and atraumatic surgery, the necessity for specific training is evident.

A variety of training programs and models has been developed and are currently being used in many university and non-university training centres with promising results and often a high satisfaction of the participants. Although the individual evaluation of these centres offering very particular training programs is often positive, an overall evaluation of all centres with their multicultural offer is more complex that could be anticipated. Indeed, there is no consensus in the definition of the programs levels, in the specific aims of each level and in the strategies to reach these aims since often the aims face the ambiguity of attempting just to expose the trainee to a particular technique or to really ascertain the full acquisition of the theoretical and practical knowledge of the technique. In addition, many programs are not validated and their quality not properly controlled, whereas a systematic evaluation method for both training courses and trainee's progress is lacking.

Since one of the main objectives of the European Society for Gynaecological Endoscopy (ESGE) is the "*recommendation of standards for training in gynaecological endoscopy*", our society is working in a scientific project in an attempt to establish a standardized and quality control-based training program(s) that offer to gynaecologists both theoretical and practical knowledge of endoscopic surgery. This project will obviously be developed in different stages and will demand the active cooperation of the already established training centres. Our most immediate objective is to identify all centres offering training in gynaecological laparoscopy in Europe with all their training courses and to classify them within a standardised conceptual frame using a consensual nomenclature. In order to achieve this objective we are currently working in the following issues:

1. Identification of centres offering regularly training programs/courses in gynaecological endoscopy in Europe.
2. Building a wide database of the training centres in Europe including all parameters related with training

programs/courses, such as target audience, objectives, technique to be learned, duration, content, cost, number of trainees and of lecturers/instructors, frequency, etc.

3. Scientific analysis of all these parameters in the frame of the proposal of the European School.

Once these activities are ready, a proposal will be presented to the leading training centres to reach a consensus in the definition of the different levels of laparoscopic surgery and in the training programs for each level and the elaborating of a standardized and quality control-based training program(s) will be discussed.

We like to invite all European training centres to participate to this scientific program and to send us as soon as possible the required registration form.

Rudi Campo, Carlos Roger Molinas, Jörg Keckstein,
Maurice Bruhat
European School of Gynaecological Endoscopy,
Section of the ESGE

Request to all Training Centres in Gynaecological Endoscopy in Europe

The ESGE invites you to participate to the scientific program on training in endoscopy currently being developed. Participation to this program includes that your centre will be listed in the official database of Training Centres of the European Society for Gynaecological Endoscopy and the centres with a large experience and activity profile will be invited to actively collaborate in this project.

By filling in the required information your registration is official.

Application form can also be found at the website of the society: www.ESGE.org

REPLY FORM

Yes I want to collaborate in the establishment of a standardised and quality control-based training system in Gynecological laparoscopy

to send back

by fax to:

Dr. R.Campo
++32.16.27.01.97

or

by mail to:

Dr. R. Campo
Rudi.Campo@lifeleuven.be

Training Centre identification:

- Name of Centre:
- Last Name:
- First Name:
- Position:
- Address:
- City:
- Postal Code:
- Country:
- Phone: Fax:
- Email:
- University: ☐ Yes ☐ No

Activity profile:

- **Regular training courses in laparoscopy:** ☐ Yes ☐ No

If yes,

- Since: _____
- Number of courses per year: _____
- Topics:
 - _____
 - _____
 - _____
- Content:
 - Theoretical sessions
 - Live surgery demonstrations
 - Hands-on Model: _____
 - Others Specify: _____
- Number of participants (trainees) per year: _____
- Number of lecturers/instructors per year: _____

- **Individualised training courses in laparoscopy:** ☐ Yes ☐ No

If yes,

- Topics:
 - _____
 - _____
 - _____
- Content:
 - Theoretical sessions
 - Live surgery demonstrations
 - Hands-on Model: _____
 - Others Specify: _____
- Number of participants (trainees) per year: _____
- Number of lecturers/instructors per year: _____



The German Society of Gynaecological Endoscopy—AGE



Prof. Dr. H. Frangenheim
*1920 †2001



Prof. Dr. H.J. Lindemann,
Hamburg



Prof. Dr. F. Lübke
*1927 †1994



Prof. Dr. h.c. K. Semm
*1923 †2003

Founded in 1980, the German Society of Gynaecological Endoscopy (AGE) was one of the first endoscopic societies. Among the founding members were highly respected pioneers of gynaecological endoscopy: Professor Hans-Joachim Lindemann from Hamburg, Professor Hans Frangenheim from Konstanz, Professor Kurt Semm from Kiel and Professor Friedhelm Lübke from Berlin. The original name was “German Society for Gynaecological and Obstetrical Endoscopy”, and the society claimed scientific responsibility for all endoscopic procedures in any relation to obstetrics and gynaecology, including embryoscopy, colposcopy, urological procedures and proctoscopy.

As is often the case, in the early years the society was more a club of friends who met at congresses. In the original constitution of the society it was somewhat vaguely stated that general assemblies should be held *about* every second year in connection with the congress of the German Society for Gynaecology and Obstetrics (DGGG). The first president, from 1980 to 1988, was Hans-Joachim Lindemann; he was followed by Friedhelm Lübke.

With growing interest in endoscopic procedures a process of restructuring took place in the period 1996–1998. It ended with creation of a new constitution, with a board of 6 members, an advisory board comprising 15 members and the invitation to the other German speaking societies—Austria and Switzerland—to send a representative to the enlarged German board. This constitution was prepared at a meeting of the society in Berlin in 1997 and accepted at the general assembly in Bremen on 5 June 1998.

Since then the society has at least one general meeting every year, held alternately in Berlin and in the president's home town. The board and advisory board have to be elected every 2 years, at which time the presidency usually also changes.

Following Professor Lübke, subsequent presidents of the society were Professor Heiner Schmidt (Bremen), Professor Klaus Neis (Saarbrücken), Professor Lieselotte

Mettler (Kiel), Professor Klaus Kolmorgen (Rostock) and Professor Diethelm Wallwiener (Tübingen). Lieselotte Mettler and Diethelm Wallwiener both became president of the European Society of Gynaecological Endoscopy (ESGE) at the end of their presidency in Germany. The current president is Professor Jürgen Huckle from Wuppertal. The other members of the board are: Professor Thomas Römer (Cologne), Professor Rudy De Wilde (Oldenburg), Dr. Percy Brandner (Saarbrücken), Professor Hans-Rudolf Tinneberg (Giessen) and Dr. Claus-Peter Möller (Hamburg).

With the change of constitution in 1998 an internal change of name became necessary, as in Germany each subspecialised society or group runs as a working group (“Arbeitsgemeinschaft”) under the patronage of the German National Society of Gynaecology and Obstetrics (DGGG). Accordingly, within Germany the society adopted the name “Arbeitsgemeinschaft für gynäkologische und geburtshilfliche Endoskopie”, hence AGE.

The new logo, which depicts endoscope and scissors within an uterus with adnexa, was created under the guidance of Klaus Neis.

The founding members Hans Frangenheim, Hans-Joachim Lindemann, Friedrich Lübke and Kurt Semm one after another became honorary members. We believe every endoscopic society would be proud to have so many internationally known and respected pioneers of hysteroscopy and laparoscopy as their founding and honorary members.

Heiner Schmidt invested enormous effort in the project of a prospective continuing electronic database of complications of gynaecological endoscopic procedures. To date, more than 200,000 endoscopic procedures have been prospectively monitored with this tool! To our knowledge this is the world's largest such database.

Dr. Thoralf Schollmeyer of Kiel is one of the society's Internet experts: he created the AGE website in 1998 and is still responsible for it today. You can visit AGE under: www.agendoskopie.de!

An important internal communication project was the “AGE telegram” under the direction of Thomas Römer. Unfortunately he was unable to continue this work because of the increasing demands of his daily work as head of a busy department of gynaecology and obstetrics. A successor has not yet been found.

With growing interest in endoscopy the need was perceived to give other gynaecologists information about places where they can learn and train endoscopy. Therefore the system of AGE-approved training centres (“Ausbildungszentren”) was created. A training centre must fulfil the following criteria:

- The institution must perform at least 800 operative laparoscopic and hysteroscopic procedures per year.
- A certain level of operative endoscopic procedures such as hysterectomy, lymphadenectomy and myoma surgery must routinely be performed.
- The institution must actively take part in the database program for registration of complications.
- Every year at least one training course must be held and it must be possible for other doctors to visit the department and take part in their routine endoscopic treatment programme as guests. At least 20 doctors should be trained per year.
- Members of the institution should actively be interested in scientific work in endoscopy and give lectures at congresses, seminars and workshops and should publish in the field of endoscopy.
- The application for the status of a training centre has to be repeated every 3 years.

As a consequence of the problems encountered by some centres in fulfilling all of the above criteria later it was decided to have a two-tier system: “training centres” and the “certified centres”. Certified centres must fulfil only the criteria of actively performing endoscopy and sending all their data about operations and complications to the central database registry in Bremen. With the increase in quality control programs the term of “certification” has to fulfil much more stringent criteria. Therefore the board of the AGE will have to re-think this division and presumably change it again in the near future.

Today the following institutions are recognized AGE training centres:

Frauenklinik Diako Bremen
(Prof. Schmidt)
Frauenklinik Carl-Thiem-Klinikum Cottbus
(Prof. Riedel)
Frauenklinik Kreiskrankenhaus Dingolfing
(Dr. Sawalhe)
Tagesklinik Altonaer Strasse Hamburg
(Dr. Gallinat and colleagues)
Frauenklinik Universität Heidelberg
(PD Dr. Rimbach)
Frauenklinik Universität Kiel
(Prof. Mettler, Dr. Schollmeyer)

Frauenklinik Pius Hospital Oldenburg
(Prof. De Wilde)
Zentrum für ambulante Gynäkologie Wuppertal
(Dr. Hesseling)

Two years ago it was decided to embark upon cooperation with two other German working groups that are very active in gynaecological surgery: the German Society for Urogynaecology (AWUG) and the German Society for Breast and Reconstructive Surgery (AWO). As a joint venture the “Forum Operative Gynäkologie” was created, which had its first meeting in November 2003 in Tübingen. It is the intention of the AGE to intensify the cooperation and to hold the society’s own meeting every second year, alternating with the Forum meeting.

The next meeting of AGE will be held in Wuppertal on 7–9 November 2004 under the presidency of Jürgen Hücke. The lead topic of the congress will be “Modern Endoscopic Treatment of Uterine Diseases”. The congress will have two morning sessions with live surgery from three operating rooms of the Bethesda Hospital in Wuppertal and scientific sessions in the afternoon. On 7 November two training courses will be held—one for all levels of diagnostic and operative hysteroscopy, the other a basic course for young doctors in training for laparoscopy. The hysteroscopy course will be directed by Dr. Yves van Belle, the ESGE representative of the section of hysteroscopy and head of the ESGE hysteroscopy training programme. The basic laparoscopy course will be directed by Prof. Keckstein and his colleague Dr. Oberwinkler from Villach, Austria. Prof. Keckstein is the ESGE representative for the ESGE laparoscopic training programme. Both courses and the congress will be held under the auspices of the ESGE and will meet the ESGE criteria of endoscopic education. For further information you can contact:

Prof. Dr. Jürgen Hücke
Bethesda Krankenhaus
Hainstr. 35
42109 Wuppertal
Germany
Tel.: +49-202-2902152
Fax.: +49-202-2902158
Hücke@bethesda-wuppertal.de
www.bethesda-wuppertal.de or www.agendoskopie.de

The society currently has 365 members. It is the society’s aim for the future to concentrate further on scientific, socioeconomic and political issues of gynaecological endoscopy and to tighten and widen the links with the ESGE.

ESGE Educational Activities

Course on uterine diagnosis (12th Annual ESGE Congress, Luxemburg 26 November 2003)

This course aimed to provide a global approach to uterine diagnosis and detailed analysis of the evaluation forms shows that also this form of workshop was highly appreciated by the participants.

We report the detailed analysis of the course evaluation.

Course programme:

Chairmen: F. van den Brûle (Belgium)
and Y. Van Belle (Belgium)

Pathological review of uterine lesions
E. Marbaix, Belgium

Transvaginal sonography
J.-P. Schaaps, Belgium

Saline infusion hysterosonography
O. Wéry, Belgium

Office hysteroscopy
Y. Van Belle, Belgium

Strategy of investigation
F. van den Brûle, Belgium

Evaluation (general data):

Number of (official) participants attending the course=83

Number of completed evaluation forms=79

Quality of the course:

Participants were asked to scale their appreciation as follows :

1=poor

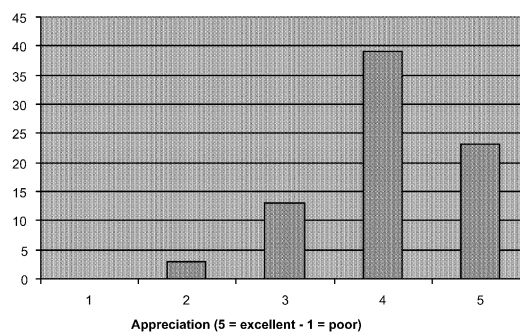
2=below average

3=average

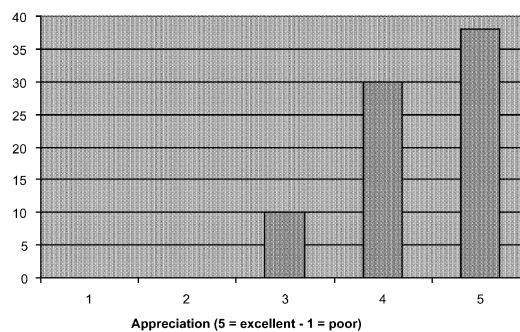
4=good

5=excellent

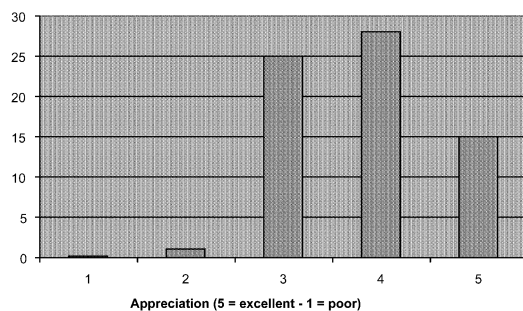
Saline infusion sonography



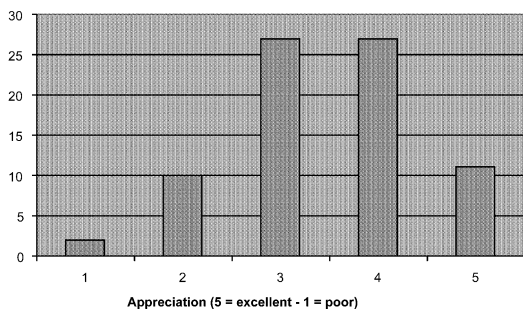
Office hysteroscopy



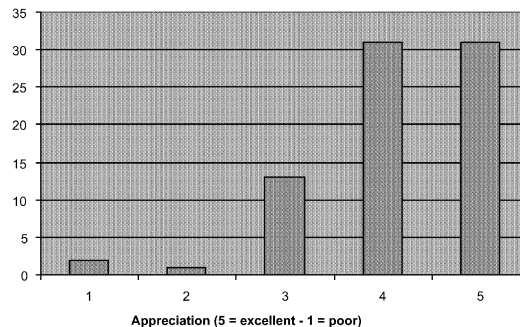
Pathological review



Transvaginal sonography



Strategy of investigation



Comments

- More reference to clinical problems needed
- Excellent overview of common problems, well balanced
- Diagnostic HS has the advantage at this course
- Congratulations, we need this kind of information
- Course is too much theory based instead of evidence based
- Some more information on standard treatment is needed
- Should be more focused on reproductive age, infertility, early menopause

Did the course fulfil your expectations ?

- yes=55 (71,42%)
- no=8 (10,38%)
- no opinion=14 (18,18%)

Comments and suggestions

- Need for more information on CTscan and MRI
- Need for more didactic materials (video, CDr, methods, ...)
- Needs to be more evidence based
- Need for website training
- Need for recommendations
- Compare guidelines from different countries, more European speakers
- Try to use the same words to say the same things
- Could possibly add 30 min on medical and surgical treatments
- Lack of 3D and 4D US in the programme
- Few information on new developments

These comments and suggestions will be taken into account and in view of the success of this course it is decided to repeat this course at the 13th Annual congress of the ESGE, Cagliari Sardinia, Italy, 14–17 October 2004.

ESGE Training Programme on Modern Diagnostic and Operative Hysteroscopy

**Transvaginal Endoscopy – The art and science
Workshop on Hysteroscopy and Seminar
on Transvaginal Laparoscopy
Larnaca, Cyprus, 4–7 March 2004**

This 'première' of the ESGE Workshop, chaired by Dr. V. Tanos and Dr. Y. Van Belle, was attended by not less than 93 participants (82 for workshop and seminar, 11 for seminar). The fact that the participants came from 27 different countries clearly shows the 'global' need for standardised training in this field.



Workshop on Hysteroscopy and Seminar on Transvaginal Laparoscopy

As stipulated in the guidelines, internal quality control was assessed by means of a pre-designed evaluation form. After 4 days of intensive theoretical and practical training, 82% of the participants handed over their evaluation form. The first analysis of these results shows a very high satisfaction rate among the participants. Detailed report will be published at the ESGE website and in the next issue of the Journal.

Forthcoming ESGE Educational Events

**Workshop on Modern Diagnostic and Operative
Hysteroscopy and Transvaginal Laparoscopy
Instituto Valenciana de Infertilidad (IVI)
Valencia, Spain, 16–18 September 2004**

This workshop on modern diagnostic / operative hysteroscopy and transvaginal laparoscopy, with a capacity of 40 participants, will be organized by Prof. A. Pellicer Martinez and Prof. J. Ferro Camargo (Centro IVI Valen-



Participated countries in Seminars and Workshop on Hysteroscopy and Seminar on Transvaginal Laparoscopy

cia) in collaboration with Dr. R. Campo and Dr. Y. Van Belle (ESGE).

Information on: www.ivi.es or www.esge.org

ESGE Workshop on Modern Diagnostic and Operative Hysteroscopy Obertauern, Austria, 9–12 December 2004

During this event, organized by Prim. Dr. B. Rudelstorfer in collaboration with Dr. R. Campo and Dr. Y. Van Belle, the live operations will be transmitted from the endoscopy center of Prof. J. Keckstein in Villach. Participant's number is strictly limited to 20 persons.

Information on: www.esge.org

ESGE Educational Grant 2004

This yearly prize will be awarded to a young gynecologist who is highly interested in improving his/her skills in the field of endoscopy at one of the ESGE recognised teaching centers and who is willing to develop endoscopy in his/her country in a considerable way.

The price, granted this year by the **WOLF** company, consists of a **scholarship to the value of 10.000 €**. This will cover the cost of travel, accommodation and academic expenses in one of the ESGE recognised teaching centers and may also be used for instrument purchase.

Candidates are less than 40 years old and can show that this grant will enable them to make a major contribution to the development of endoscopy in their own country. The grant will be awarded on the basis of a paper describing where and what the candidate hopes to do and why that will benefit to endoscopy. A full CV, if possible with list of publications, should be enclosed.

Candidates should be paid-up members of the ESGE at the time of their application for the grant and resident in a European country.

Deadline for application: 1 September 2004.

Information and application form on the ESGE website.



The Congress Centre

13th ESGE Congress

Cagliari, Sardinia, Italy, 14–17 October 2004

Evolution of surgical techniques to improve woman's health and reproductive function.

Congress Centre Le Meridien-Chia Laguna Resort

Organised in co-operation with the Società Italiana di Endoscopia Ginecologica (SEGi)

Invitation to Attend

We are very pleased to invite you to attend the 13th Annual Meeting of the European Society of Gynaecological Endoscopy in Sardinia (Italy). The quality of the scientific programme granted by the scientific committee of ESGE seems to be very promising and innovative. In line with the previous annual meetings the programme will cover topics of contemporary developments of gynaecological endoscopy and in particular will focus on the uterus.

The venue of the congress has been chosen among the beautiful areas of the whole isle of Sardinia, near Cagliari, well known all over the world for the lovely natural countryside, the colours of the sea, wonderful beaches but even reach of history, traditions and folklore.

We are looking forward to welcoming you in Cagliari!

G.B. Melis
Congress President

Preliminary Programme

- Life surgery (from the University of Catanzaro)
- Themes
 - The uterus during a woman's life
 - Congenital anomalies
 - Imaging techniques in benign uterine disease
 - The best way to perform a hysterectomy ?
 - The therapeutic approach to uterine myomas
 - Evolution in hysteroscopic surgery
 - Controversies on conservative or radical surgery: discussion and conclusive remarks coming from the assembly
 - The role of endoscopic surgery in cervical cancer
 - The role of endoscopic surgery in endometrial cancer
 - Psychological, social and legal problems in the conservative or radical surgery of the uterus
 - Pelvic floor
 - Infertility
 - New technologies in gynaecological surgery
 - Controversies in gynaecology
- National Society Sessions
- Sponsored Symposia
- Video Session
- Free Communications and Posters
- Course on uterine diagnosis

Call for papers

The Organising and Scientific Committees cordially invite all those involved in any aspect of gynaecological endoscopy to participate actively by submitting abstracts, either for oral presentation or poster.

The best oral communication or video presentation will be awarded with the R. Palmer Prize (value 500 euro). The best poster will be honoured with the ESGE Poster Award (value 400 euro).

Abstracts can only be accepted in electronic form. Please consult the website www.ESGE.org for detailed information.

Deadline for abstract submission: 15 July 2004**For more information :**

www.ESGE.org

ESGE Central Office
Opalfeneweg 3
1740 Ternat, Belgium
orgamed@pandora.be